


GLASS FOLDING WALLS



The glass folding wall can be delivered with glass in all sections, alternatively in designs where the glass is combined with panels in laminate, melamine, veneer, painted or with other types of glass.

Glass folding walls - when you quickly need an extra room

With a smart and flexible glass folding wall, the class room or conference room will instantly transform into smaller units adapted for the purpose. With glass framed in the wall panels, an open and airy impression is also given with a generous light into the room environment.

THE SPACE YOU NEED FOR THE DAY

The glass folding wall is the optimal choice for local users with high demands on flexibility. In environments where the need for space often varies, the glass folding wall is a quick and efficient solution. Folding walls, with or without glass, are used with advantage in office environments, restaurants and conferencfacilities but also in the school's classrooms or lecture halls.

OPEN ENVIRONMENTS WITH A LOT OF LIGHT

Glass folding walls combine demands for privacy with an open and airy impression and an influx of light.

Dual sound lamella glasses with a tested sound insulation value of Rw 47 dB also provide the necessary properties for environments with high sound requirements.

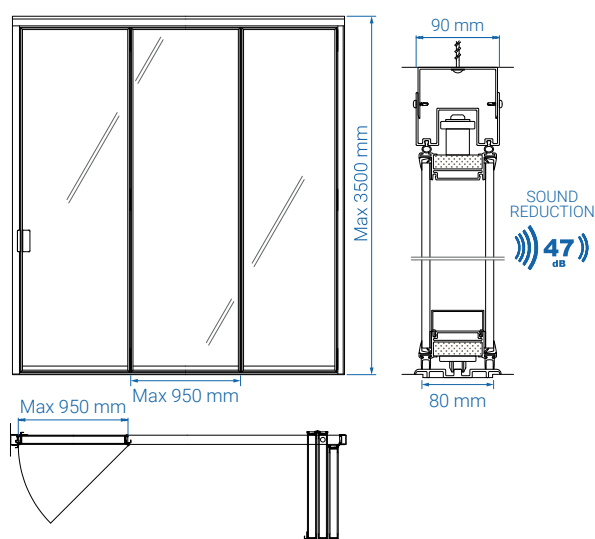


Glass folding walls combine demands for privacy with an open impression and a generous influx of light.

Flexible shielding with effective sound reduction

The glass folding wall consists of two parallel flat glass surrounded by a thin aluminum frame. The glass folding wall is built with double sound lamella glass which gives a tested sound insulation value of R_w 47 dB. Glass folding walls are bottom rolled and run along a rail in the floor. For direction and opening of the door, two options are offered, 1-wing edge-hung, or 2-wing edge-hung.

Specifications



Design:	Bottom roller, runs along a rail in the floor
Wall thickness:	80 mm
Weight/m²:	46 kg
Section width:	Max 950 mm At a high wall, the section is reduced in max width.
Height:	Max 3500 mm
Paint:	Profile in black, white or natural anodised aluminum or optional RAL color. Jambs/head track in black, white or natural anodised aluminum or optional RAL color (page 7)
Sound reduction:	R_w 47 dB

Parking

In the closed position, the folding wall provides a completely flat wall surface. In the open position, the sections need to be parked in a place that is suitable based on the design and function of the premises

For glass folding walls, two parking options are offered.


1 - WING EDGE HANGED GLASS FOLDING WALL

The parking is located outside the closing line and door in the last section.



2 - WINGS EDGE HANGED GLASS FOLDING WALL

The parking is located outside the closing line and the door is located in the middle of the folding wall.





The glass folding wall is built with double sound lamella glass which gives a tested sound insulation value of R_w 47dB. The wall is therefore an excellent alternative in environments with high sound requirements.

Design the glass folding wall based on your demands

Your glass folding wall can be what you want it to be. With a great variety in terms of colors and finishes, you can find what fits best in your environment. Our program offers four basic models, but you can also create a completely unique wall through your choices of glass and colors.



PRODUCT OPTIONS



CONFIGURATION	STANDARD 30-00	BLACK 30-10	WHITE 30-20	NATURAL 30-30	UNIQUE 30-40
Aluminum profile	Natural anodized	Black anodized	RAL 9010	Natural anodized	Optional RAL color
Jamb	RAL 9010	Black anodized	RAL 9010	Natural anodized	Optional RAL color
Head track	RAL 9010	Black anodized	RAL 9010	Natural anodized	Optional RAL color
Solid edge	Grey Mel U708	Black Mel U999	White Mel W911	Grey Mel U708	Optional RAL color
Glass	Soundlaminated 8,76 mm	Soundlaminated 8,76 mm	Soundlaminated 8,76 mm	Soundlaminated 8,76 mm	Soundlaminated 8,76 mm
Handle	Stainless steel	RAL 9005	RAL 9010	Stainless steel	Optional RAL color
Hinge	Naturanodiserad	Black anodized	RAL 9010	Natural anodized	Optional RAL color
Hinge pin	Nickel plated	Black anodized	RAL 9010	Förnicklad blank	Optional RAL color
Espanjolette coveplate	Stainless steel	RAL 9005	RAL 9010	Stainless steel	Optional RAL color
Jamb sealing	Grey	Black	White	Grey	Black/white/grey
Floor sealing	Grey	Black	Grey	Grey	Black/ Grey
Head track seal	Grey	Black	White	Grey	Black/white/grey
Rubber cov. the tape	Grey	Black	White	Grey	Black/white/grey
List between panels	Grey	Black	White	Grey	Black / white / grey
Screws	White	Black	White	Natural	Optional RAL color
Espanjolette grip	Black	Black	White	Black	Black/white
Floor track alu	Natural	Natural	Natural	Natural	Natural
Reinforced floor track	Natural/steel	Natural/steel	Natural/steel	Natural/steel	Natural/steel



FOLDING WALLS

The folding wall is a fast and efficient solution in environments where the need for space often varies.



GLASS FOLDING WALLS

The Glass folding wall combines flexible room division with an open impression and a generous influx of light.



MOVABLE WALLS

The flexibility and stable construction of the top hung movable wall make it suitable in large rooms with high sound requirements.



Winab Vikväggar AB • Phone (+46) 08 -560 211 00 • info@winab.se • winab.se

FOLDING WALLS - MADE IN SWEDEN